

MODUL Q 280 PROJECT AUFBAU DALI

Deckenaufbauleuchte für Direktmontage, dimmbar über DALI/switchDim
surface-mounted ceiling luminaire for direct mounting, dimmable via DALI/switchDim

nimbus^x

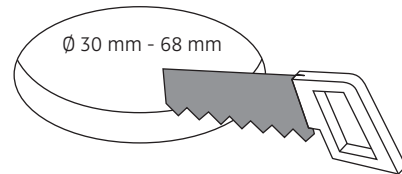
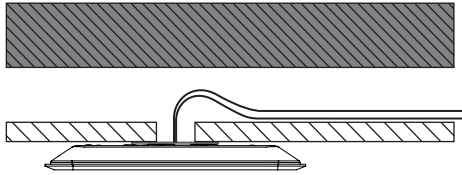
MONTAGE / MOUNTING

550-186 . 550-188 / 833.66.591 . 833.66.592

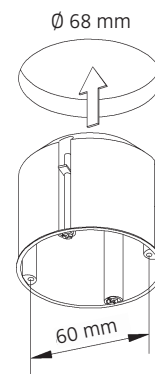
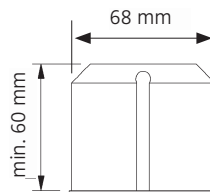
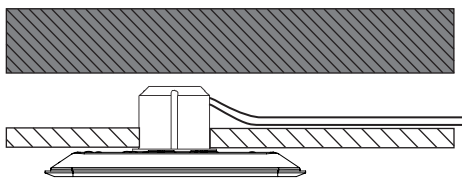


Montage und Betrieb nur in Innenräumen!
Mounting and use of luminaire only indoors!

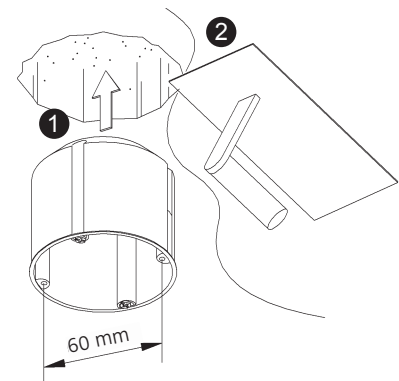
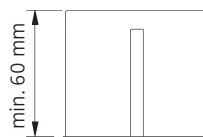
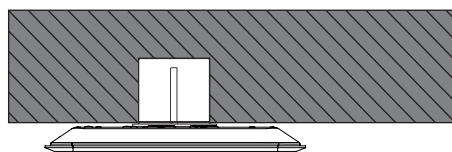
- A** Direktmontage in abgehängter Decke
direct mounting in a suspended ceiling



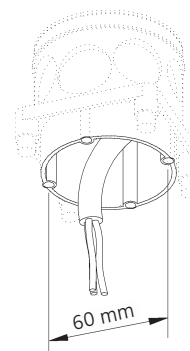
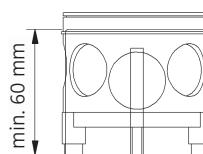
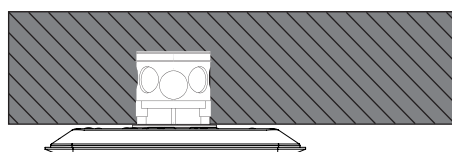
- B** für Hohlraumeinbau in poröse Materialien mit geeigneter Hohlraumdose
for installation in porous materials with suitable ceiling junction box



- C** für Unterputz / Mauerwerk mit geeigneter Decken-Verbindungsdose
for brick / hollow blocks with suitable ceiling junction box

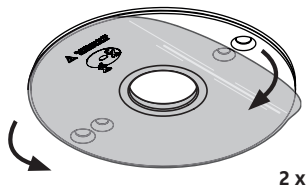


- D** Montage in Decken-Verbindungsdose für Beton (z.B. Spelsberg U71)
installation in ceiling junction box for concrete (e.g. Spelsberg U71)



**Anschluss an 230 V ~
connection to 230 V AC**

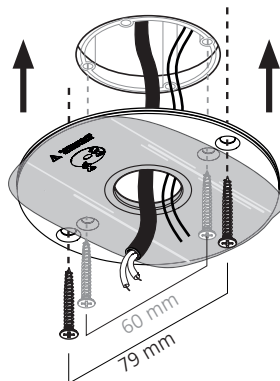
**Deckenauslass
stromlos schalten !
Disconnect ceiling
outlet from mains !**



Folie vorsichtig anheben !
Lift foil carefully !

2 x

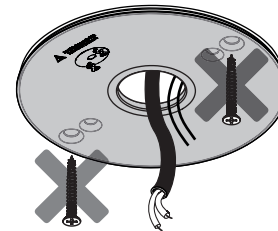
1



Doppelten Deckenring nicht trennen !
Do not separate double ceiling ring !



Folie NICHT verletzen !
Do NOT damage the foil !



Senkkopfschrauben
müssen plan mit
dem Deckenring
abschließen !
The countersunk
bolts must be on a
level with the
mounting ring !

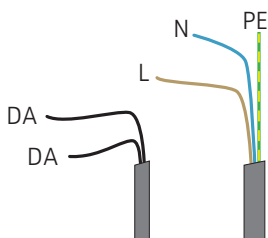
2

3

**Anschluss an 230 V ~ und DALI-Signal / Taster-Signal
connection to 230 V AC and DALI signal / push button signal**



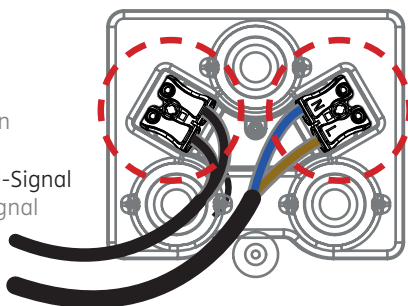
Der elektrische Anschluss darf nur vom
Fachmann ausgeführt werden !
Must be installed by a qualified electrician only !



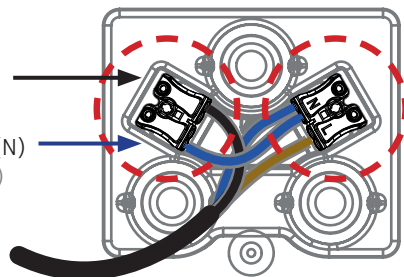
grün-gelb / green-yellow : PE
blau / blue : N
braun / brown : L
2 x schwarz : DALI Dimmung
2 x black : DALI control wires

PE = grün-gelb
green-yellow
N = blau / blue
L = braun / brown

2 x schwarz = DALI-Signal
2 x black = DALI signal



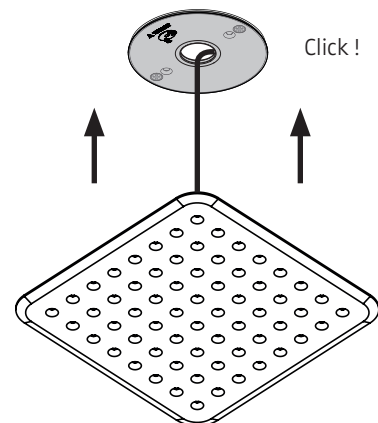
Phase vom Netz-
spannungstaster
live wire from push
button (mains)
Brücke Null-Leiter (N)
bridged neutral (N)



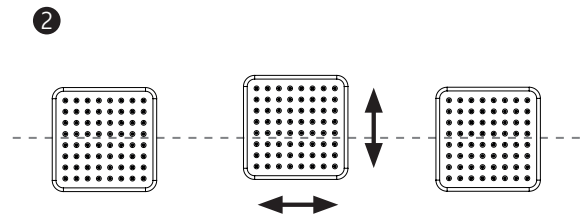
4

5

1



2



550-186 . 550-188
833.66.591 . 833.66.592

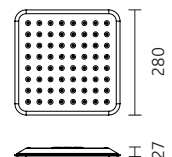
Schutzart IP 20
protection degree IP 20



230 V ~ / 50 Hz
230 V AC / 50 Hz



Schutzklasse II / doppelte Isolierung
protection class II / double insulation



Leistungsdaten siehe Typenschild !
Performance data see rating label !

MODUL Q 280 PROJECT AUFBAU DALI

Deckenaufbauleuchte für Direktmontage, dimmbar über DALI/switchDim
surface mounted ceiling luminaire for direct mounting, dimmable via DALI/switchDim

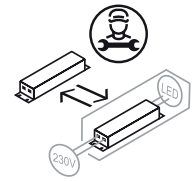
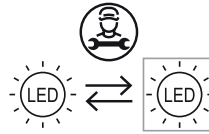
nimbus^x

550-186 . 550-188 / 833.66.591 . 833.66.592

Am Ende seiner Lebensdauer darf dieses Produkt nicht mit dem Hausmüll entsorgt werden. Bringen Sie es bitte zu einer kommunalen Sammelstelle für elektrische und elektronische Altgeräte. Nach dem Elektroggesetz muss auch der Handel alte Elektrogeräte zurücknehmen. Richtlinie 2012/19/EU (WEEE-Richtlinie)

This product must not be disposed of with the household refuse at the end of its life cycle. Take it to your local disposal centre for electrical and electronic waste.

According to the Electrical and Electronic Equipment Act, the trade must also take back old electrical appliances: Directive 2012/19/EU (WEEE Directive)



Die Lichtquelle oder das Betriebsgerät dieser Leuchte darf nur durch den Hersteller oder einen von ihm beauftragten Servicetechniker oder eine vergleichbar qualifizierte Person ersetzt werden !

The light source or the operating device of this luminaire must only be replaced by the manufacturer, his service representative or any similar qualified person !

MODUL Q PROJECT 280 / 340 DALI
MODUL Q PROJECT 280 / 340 DALI

Deckenring für **Direktmontage mit 230 V ~**
ceiling ring for **direct mounting with 230 V AC**

562-845

